



Filters abstract (details at the end of the document)

Date : from 2021-01-13 to 2021-01-19

Active Reps

2

Calls

2

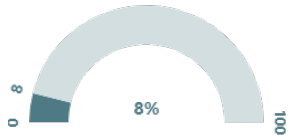
Unique Outlets Visited

1

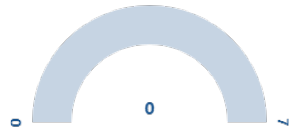
Total Sales

200

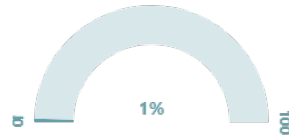
Active users



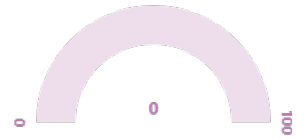
Calls per user per day



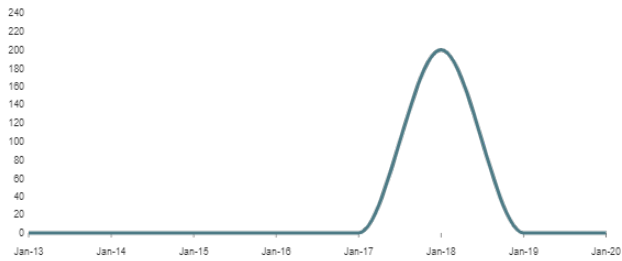
Outlets coverage



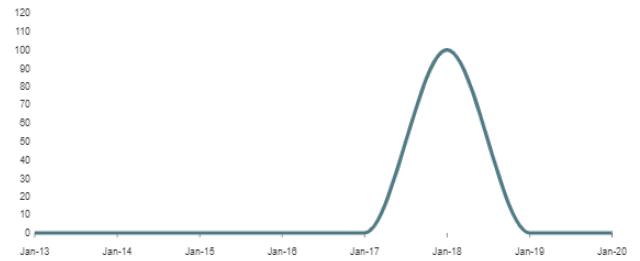
Strike rate



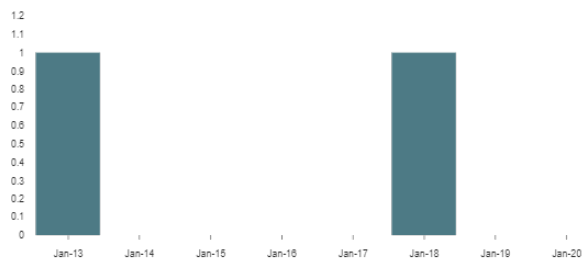
Total Sales



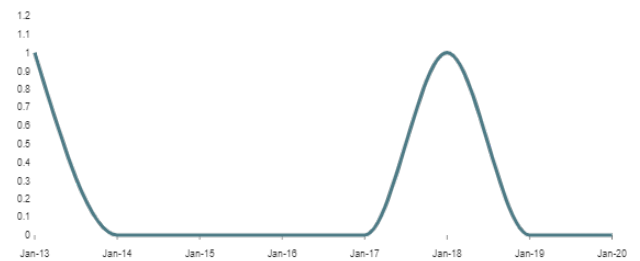
Strike rate



Calls per Day

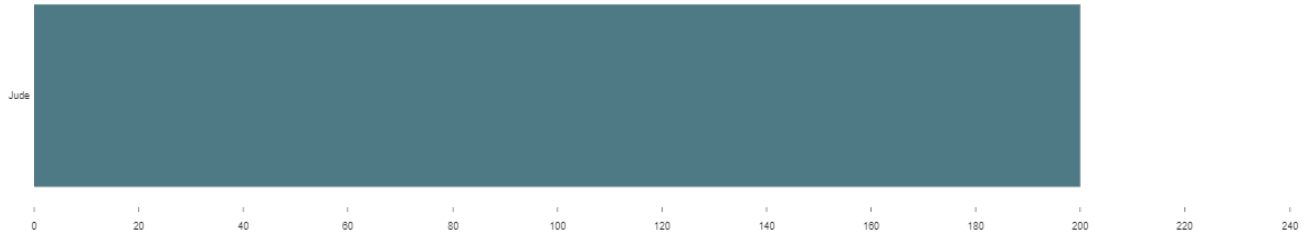


Unique Outlets Visited





Sales per Rep



Details

Displaying lines 1 to 2 out of 2

ACTIVE USE...	CUSTOMERS VISIT...	NUMBER OF CAL...	NUMBER OF SALES	STRIKE RA...	VALUE SO...
Jude	1	1	1	100	200
Tom Ballester	1	1	0	0	0
	2	2	1	100	200



Filters

Date : from 2021-01-13 to 2021-01-19